







ELEZIONI REGIONALI
Consultazione: ELEZIONI EUROPEE E REGIONALI 2014
Regione : PIEMONTE - Comune di MONDOVI'
Riepilogo voti alle liste regionali sezione per sezione
 Sezioni scrutinate: 22 Su 22 - DATI UFFICIOSI

Sezione							di cui Voti Solo L.Reg.	Totale Voti Validi	Schede Bianche	Schede Nulle	Voti Nulli	VCNAS	Votanti	Iscritti
1	10 (2.46%)	48 (11.82%)	21 (5.17%)	170 (41.87%)	91 (22.41%)	66 (16.26%)	77 (18.97%)	406 (94.86%)	11 (2.57%)	11 (2.57%)	0 (0.00%)	0 (0.00%)	428 (31.59%)	1355
2	7 (1.84%)	35 (9.19%)	22 (5.77%)	199 (52.23%)	52 (13.65%)	66 (17.32%)	64 (16.80%)	381 (93.84%)	7 (1.72%)	18 (4.43%)	0 (0.00%)	0 (0.00%)	406 (59.18%)	686
3	15 (3.73%)	67 (16.67%)	14 (3.48%)	188 (46.77%)	56 (13.93%)	62 (15.42%)	99 (24.63%)	402 (94.15%)	9 (2.11%)	16 (3.75%)	0 (0.00%)	0 (0.00%)	427 (62.34%)	685
4	8 (2.14%)	40 (10.72%)	14 (3.75%)	174 (46.65%)	65 (17.43%)	72 (19.30%)	71 (19.03%)	373 (94.91%)	7 (1.78%)	13 (3.31%)	0 (0.00%)	0 (0.00%)	393 (59.82%)	657
5	1 (0.20%)	68 (13.60%)	18 (3.60%)	238 (47.60%)	88 (17.60%)	87 (17.40%)	82 (16.40%)	500 (95.06%)	13 (2.47%)	13 (2.47%)	0 (0.00%)	0 (0.00%)	526 (62.10%)	847
6	9 (1.44%)	53 (8.48%)	34 (5.44%)	319 (51.04%)	107 (17.12%)	103 (16.48%)	106 (16.96%)	625 (92.87%)	13 (1.93%)	35 (5.20%)	0 (0.00%)	0 (0.00%)	673 (68.88%)	977
7	1 (0.16%)	85 (13.41%)	30 (4.73%)	359 (56.62%)	83 (13.09%)	76 (11.99%)	112 (17.67%)	634 (95.63%)	11 (1.66%)	18 (2.71%)	0 (0.00%)	0 (0.00%)	663 (70.01%)	947
8	1 (0.15%)	74 (11.37%)	31 (4.76%)	363 (55.76%)	105 (16.13%)	77 (11.83%)	108 (16.59%)	651 (96.59%)	5 (0.74%)	18 (2.67%)	0 (0.00%)	0 (0.00%)	674 (68.92%)	978
9	7 (1.51%)	50 (10.78%)	16 (3.45%)	242 (52.16%)	72 (15.52%)	77 (16.59%)	79 (17.03%)	464 (93.74%)	8 (1.62%)	23 (4.65%)	0 (0.00%)	0 (0.00%)	495 (62.50%)	792
10	5 (0.99%)	60 (11.86%)	22 (4.35%)	242 (47.83%)	81 (16.01%)	96 (18.97%)	84 (16.60%)	506 (95.29%)	11 (2.07%)	14 (2.64%)	0 (0.00%)	0 (0.00%)	531 (66.21%)	802
11	3 (0.65%)	55 (11.98%)	23 (5.01%)	209 (45.53%)	73 (15.90%)	96 (20.92%)	85 (18.52%)	459 (92.54%)	12 (2.42%)	25 (5.04%)	0 (0.00%)	0 (0.00%)	496 (64.42%)	770
12	9 (1.38%)	71 (10.89%)	32 (4.91%)	300 (46.01%)	132 (20.25%)	108 (16.56%)	131 (20.09%)	652 (95.18%)	15 (2.19%)	18 (2.63%)	0 (0.00%)	0 (0.00%)	685 (65.11%)	1052
13	3 (0.69%)	49 (11.32%)	23 (5.31%)	186 (42.96%)	73 (16.86%)	99 (22.86%)	71 (16.40%)	433 (93.12%)	4 (0.86%)	28 (6.02%)	0 (0.00%)	0 (0.00%)	465 (43.02%)	1081
14	3 (0.53%)	77 (13.56%)	32 (5.63%)	272 (47.89%)	79 (13.91%)	105 (18.49%)	99 (17.43%)	568 (94.67%)	15 (2.50%)	17 (2.83%)	0 (0.00%)	0 (0.00%)	600 (65.65%)	914
15	9 (1.81%)	51 (10.28%)	13 (2.62%)	251 (50.60%)	90 (18.15%)	82 (16.53%)	71 (14.31%)	496 (94.30%)	9 (1.71%)	21 (3.99%)	0 (0.00%)	0 (0.00%)	526 (65.10%)	808
16	14 (3.12%)	39 (8.69%)	10 (2.23%)	270 (60.13%)	59 (13.14%)	57 (12.69%)	83 (18.49%)	449 (96.77%)	6 (1.29%)	9 (1.94%)	0 (0.00%)	0 (0.00%)	464 (67.54%)	687
17	5 (0.76%)	81 (12.24%)	44 (6.65%)	278 (41.99%)	118 (17.82%)	136 (20.54%)	108 (16.31%)	662 (94.03%)	15 (2.13%)	27 (3.84%)	0 (0.00%)	0 (0.00%)	704 (68.88%)	1022
18	2 (1.82%)	8 (7.27%)	3 (2.73%)	41 (37.27%)	28 (25.45%)	28 (25.45%)	16 (14.55%)	110 (94.83%)	2 (1.72%)	4 (3.45%)	0 (0.00%)	0 (0.00%)	116 (58.59%)	198
19	0 (0.00%)	42 (19.72%)	12 (5.63%)	89 (41.78%)	24 (11.27%)	46 (21.60%)	32 (15.02%)	213 (95.09%)	7 (3.13%)	4 (1.79%)	0 (0.00%)	0 (0.00%)	224 (70.66%)	317
20	9 (2.29%)	54 (13.74%)	20 (5.09%)	149 (37.91%)	55 (13.99%)	106 (26.97%)	53 (13.49%)	393 (93.79%)	4 (0.95%)	22 (5.25%)	0 (0.00%)	0 (0.00%)	419 (63.68%)	658
21	1 (0.23%)	79 (17.91%)	35 (7.94%)	133 (30.16%)	88 (19.95%)	105 (23.81%)	74 (16.78%)	441 (90.74%)	16 (3.29%)	29 (5.97%)	0 (0.00%)	0 (0.00%)	486 (61.75%)	787
22	6 (1.42%)	52 (12.29%)	11 (2.60%)	175 (41.37%)	88 (20.80%)	91 (21.51%)	78 (18.44%)	423 (93.58%)	8 (1.77%)	21 (4.65%)	0 (0.00%)	0 (0.00%)	452 (60.75%)	744
Tot.	128 (1.25%)	1238 (12.09%)	480 (4.69%)	4847 (47.33%)	1707 (16.67%)	1841 (17.98%)	1783 (17.41%)	10241 (94.36%)	208 (1.92%)	404 (3.72%)	0 (0.00%)	0 (0.00%)	10853 (61.10%)	17764

Sono considerati e stampati come votanti e elettori solo quelli delle sezioni scrutinate.
 Le percentuali dei voti di lista regionale sono calcolate rispetto al totale dei voti di lista.