












Comune di MONDOVI' - CIRCOSCRIZIONE 1 - ITALIA NORD OCCIDENTALE

Elezioni Europee - Consultazione: ELEZIONI EUROPEE E REGIONALI 2014

Riepilogo voti alle liste per sezione

Sezioni scrutinate: 22 su 22 - Ultimo aggiornamento 26/05/2014-02.42 - DATI UFFICIOSI

Sez.												Totale Voti Validi	Schede Bianche	Schede Nulle	Voti Nulli	VCNAS	Votanti	Iscritti
1	5 (1.24%)	3 (0.74%)	19 (4.71%)	87 (21.59%)	20 (4.96%)	3 (0.74%)	1 (0.25%)	49 (12.16%)	28 (6.95%)	148 (36.72%)	40 (9.93%)	403 (94.60%)	8 (1.88%)	15 (3.52%)	0	0	426 (36.50%)	1167
2	3 (0.80%)	2 (0.53%)	27 (7.18%)	52 (13.83%)	13 (3.46%)	0	0	47 (12.50%)	28 (7.45%)	172 (45.74%)	32 (8.51%)	376 (92.16%)	9 (2.21%)	23 (5.64%)	0	0	408 (59.39%)	687
3	3 (0.75%)	2 (0.50%)	31 (7.75%)	65 (16.25%)	12 (3.00%)	6 (1.50%)	0	39 (9.75%)	38 (9.50%)	162 (40.50%)	42 (10.50%)	400 (93.90%)	11 (2.58%)	15 (3.52%)	0	0	426 (62.01%)	687
4	3 (0.82%)	3 (0.82%)	28 (7.63%)	74 (20.16%)	16 (4.36%)	3 (0.82%)	1 (0.27%)	55 (14.99%)	24 (6.54%)	130 (35.42%)	30 (8.17%)	367 (93.38%)	7 (1.78%)	19 (4.83%)	0	0	393 (59.64%)	659
5	7 (1.42%)	0	20 (4.05%)	100 (20.24%)	9 (1.82%)	3 (0.61%)	1 (0.20%)	56 (11.34%)	35 (7.09%)	212 (42.91%)	51 (10.32%)	494 (94.10%)	9 (1.71%)	22 (4.19%)	0	0	525 (61.98%)	847
6	5 (0.80%)	4 (0.64%)	31 (4.98%)	131 (21.06%)	27 (4.34%)	2 (0.32%)	0	72 (11.58%)	30 (4.82%)	264 (42.44%)	56 (9.00%)	622 (92.28%)	17 (2.52%)	35 (5.19%)	0	0	674 (68.92%)	978
7	0	4 (0.64%)	15 (2.39%)	91 (14.51%)	21 (3.35%)	8 (1.28%)	0	42 (6.70%)	53 (8.45%)	341 (54.39%)	52 (8.29%)	627 (94.57%)	12 (1.81%)	24 (3.62%)	0	0	663 (70.01%)	947
8	6 (0.94%)	4 (0.63%)	9 (1.41%)	110 (17.19%)	32 (5.00%)	6 (0.94%)	0	54 (8.44%)	45 (7.03%)	327 (51.09%)	47 (7.34%)	640 (94.81%)	7 (1.04%)	28 (4.15%)	0	0	675 (68.95%)	979
9	0	1 (0.22%)	16 (3.48%)	82 (17.83%)	20 (4.35%)	9 (1.96%)	2 (0.43%)	57 (12.39%)	32 (6.96%)	202 (43.91%)	39 (8.48%)	460 (92.74%)	7 (1.41%)	29 (5.85%)	0	0	496 (62.47%)	794
10	5 (1.00%)	2 (0.40%)	15 (3.00%)	84 (16.80%)	22 (4.40%)	1 (0.20%)	1 (0.20%)	70 (14.00%)	31 (6.20%)	223 (44.60%)	46 (9.20%)	500 (93.98%)	21 (3.95%)	11 (2.07%)	0	0	532 (66.17%)	804
11	2 (0.43%)	3 (0.65%)	8 (1.72%)	72 (15.52%)	26 (5.60%)	3 (0.65%)	0	79 (17.03%)	31 (6.68%)	183 (39.44%)	57 (12.28%)	464 (92.99%)	10 (2.00%)	25 (5.01%)	0	0	499 (64.64%)	772
12	1 (0.16%)	5 (0.78%)	34 (5.29%)	136 (21.15%)	20 (3.11%)	6 (0.93%)	0	64 (9.95%)	48 (7.47%)	271 (42.15%)	58 (9.02%)	643 (93.60%)	15 (2.18%)	29 (4.22%)	0	0	687 (65.06%)	1056
13	1 (0.23%)	3 (0.69%)	15 (3.45%)	85 (19.54%)	16 (3.68%)	1 (0.23%)	2 (0.46%)	52 (11.95%)	24 (5.52%)	166 (38.16%)	70 (16.09%)	435 (93.15%)	6 (1.28%)	26 (5.57%)	0	0	467 (48.29%)	967
14	0	3 (0.54%)	19 (3.42%)	88 (15.86%)	23 (4.14%)	11 (1.98%)	1 (0.18%)	52 (9.37%)	37 (6.67%)	247 (44.50%)	74 (13.33%)	555 (92.50%)	23 (3.83%)	22 (3.67%)	0	0	600 (65.65%)	914
15	4 (0.81%)	5 (1.02%)	30 (6.10%)	97 (19.72%)	19 (3.86%)	3 (0.61%)	2 (0.41%)	59 (11.99%)	34 (6.91%)	198 (40.24%)	41 (8.33%)	492 (93.54%)	15 (2.85%)	19 (3.61%)	0	0	526 (64.94%)	810
16	5 (1.11%)	3 (0.66%)	45 (9.96%)	64 (14.16%)	13 (2.88%)	1 (0.22%)	0	45 (9.96%)	29 (6.42%)	227 (50.22%)	20 (4.42%)	452 (97.00%)	5 (1.07%)	9 (1.93%)	0	0	466 (67.44%)	691
17	2 (0.31%)	3 (0.46%)	17 (2.60%)	119 (18.22%)	33 (5.05%)	7 (1.07%)	2 (0.31%)	85 (13.02%)	53 (8.12%)	247 (37.83%)	85 (13.02%)	653 (92.76%)	18 (2.56%)	33 (4.69%)	0	0	704 (68.88%)	1022
18	0	2 (1.83%)	3 (2.75%)	28 (25.69%)	1 (0.92%)	0	1 (0.92%)	16 (14.68%)	3 (2.75%)	40 (36.70%)	15 (13.76%)	109 (94.78%)	1 (0.87%)	5 (4.35%)	0	0	115 (58.08%)	198
19	0	1 (0.49%)	4 (1.95%)	27 (13.17%)	15 (7.32%)	0	0	28 (13.66%)	28 (13.66%)	66 (32.20%)	36 (17.56%)	205 (91.52%)	6 (2.68%)	13 (5.80%)	0	0	224 (70.66%)	317
20	2 (0.51%)	2 (0.51%)	12 (3.05%)	63 (16.03%)	12 (3.05%)	3 (0.76%)	1 (0.25%)	75 (19.08%)	36 (9.16%)	131 (33.33%)	56 (14.25%)	393 (93.79%)	4 (0.95%)	22 (5.25%)	0	0	419 (63.68%)	658
21	3 (0.68%)	4 (0.91%)	8 (1.82%)	98 (22.27%)	33 (7.50%)	1 (0.23%)	0	81 (18.41%)	45 (10.23%)	113 (25.68%)	54 (12.27%)	440 (90.35%)	16 (3.29%)	31 (6.37%)	0	0	487 (61.88%)	787
22	4 (0.95%)	3 (0.71%)	17 (4.02%)	98 (23.17%)	11 (2.60%)	1 (0.24%)	2 (0.47%)	57 (13.48%)	35 (8.27%)	155 (36.64%)	40 (9.46%)	423 (93.38%)	9 (1.99%)	21 (4.64%)	0	0	453 (60.89%)	744
Tot.	61 (0.60%)	62 (0.61%)	423 (4.17%)	1851 (18.23%)	414 (4.08%)	78 (0.77%)	17 (0.17%)	1234 (12.15%)	747 (7.36%)	4225 (41.61%)	1041 (10.25%)	10153 (93.45%)	236 (2.17%)	476 (4.38%)	0	0	10865 (62.14%)	17485